

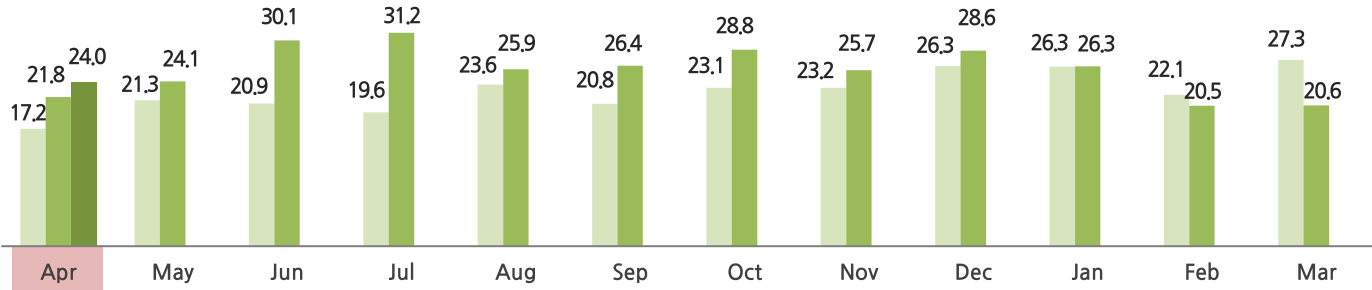
Individual Money Service Business(International Money Transfer)



● Number of International Money Transfer

■ FY2019 ■ FY2020 ■ FY2021

Unit: 10 Thousand



Year on Year

	Apr	May	Jun	Jul	Aug	Sep	Oct	Nov	Dec	Jan	Feb	Mar
FY2020	+27%	+13%	+44%	+60%	+10%	+27%	+24%	+11%	+9%	0%	-7%	-24%
FY2021	+10%											

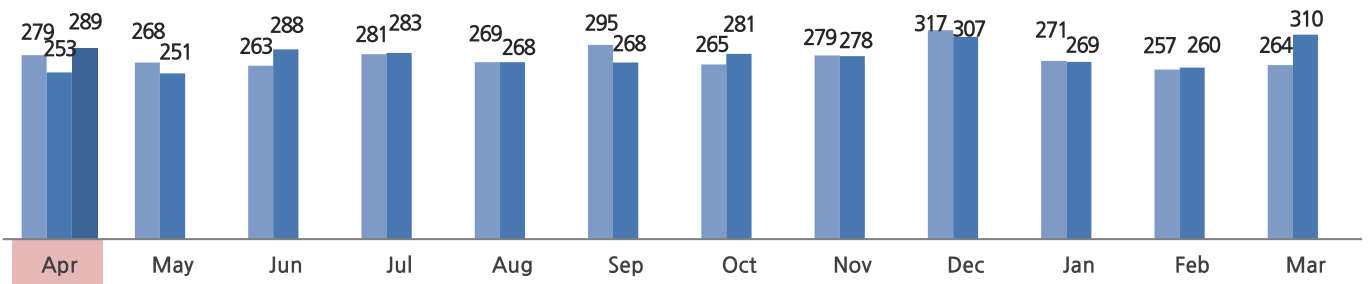
Payment Service Business



● Processing Volume

■ FY2019 ■ FY2020 ■ FY2021

Unit: JPY 100 million



Year on Year

	Apr	May	Jun	Jul	Aug	Sep	Oct	Nov	Dec	Jan	Feb	Mar
FY2020	-9%	-6%	+9%	+1%	0%	-9%	+6%	0%	-3%	-1%	+1%	+17%
FY2021	+14%											

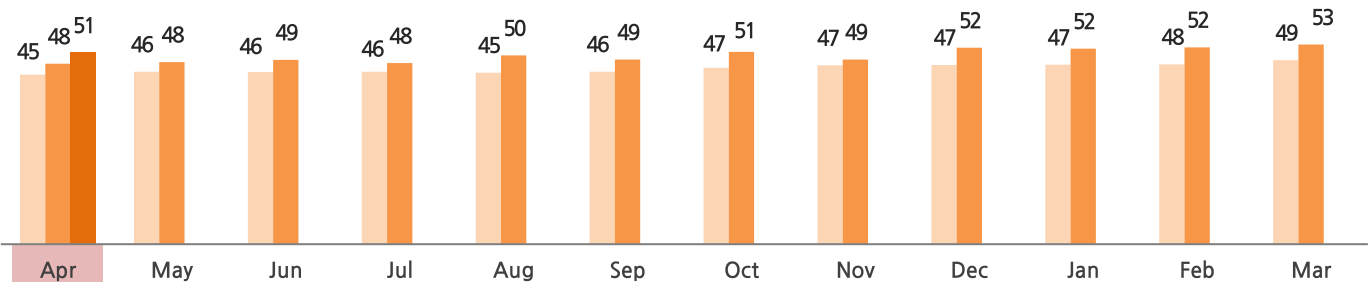
Corporate Support Business



● Cloud Product Sales(Monthly usage)

■ FY2019 ■ FY2020 ■ FY2021

Unit: JPY million



Year on Year

	Apr	May	Jun	Jul	Aug	Sep	Oct	Nov	Dec	Jan	Feb	Mar
FY2020	+6%	+6%	+8%	+6%	+5%	+5%	+6%	+8%	+10%	+9%	+9%	+8%
FY2021	+6%											