

# IR Focus Monthly KPI (2019.07)



Individual Money Service Business



Payment Service Business



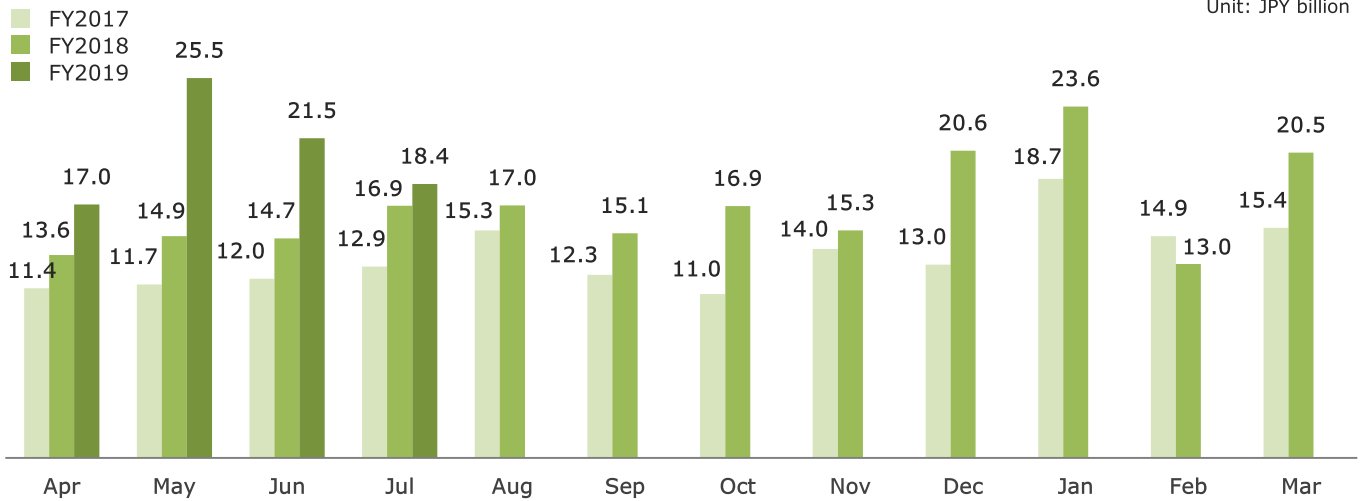
Corporate Support Business



## Individual Money Service Business(International Money Transfer)

### International Money Transfer Amount

Unit: JPY billion

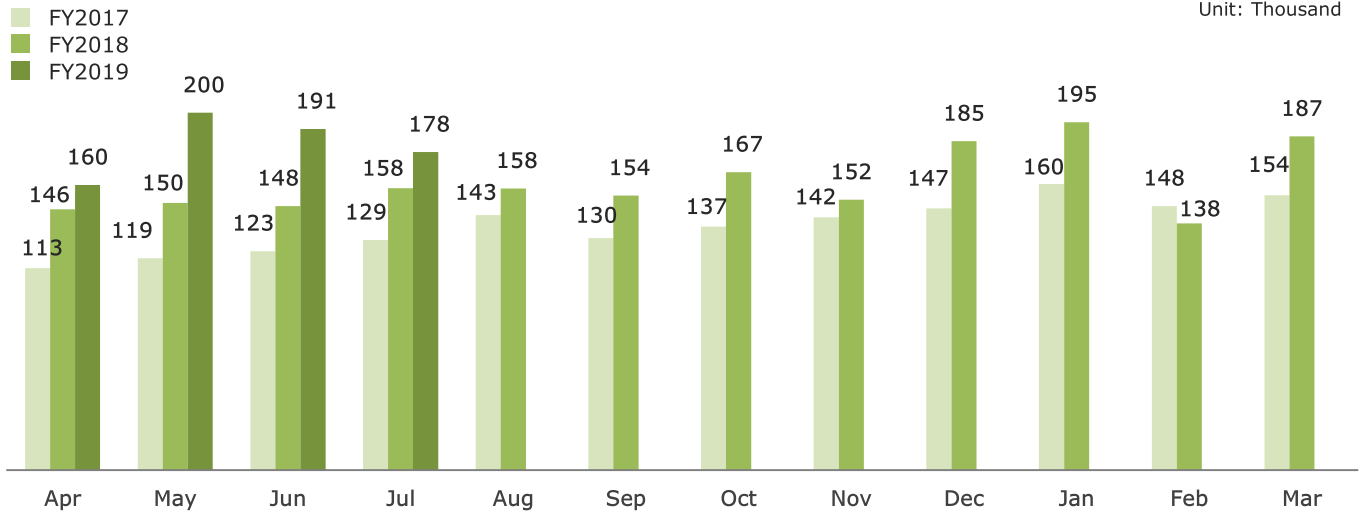


Year on Year

	Apr	May	Jun	Jul	Aug	Sep	Oct	Nov	Dec	Jan	Feb	Mar
FY2018	+19%	+28%	+23%	+32%	+11%	+23%	+54%	+9%	+59%	+26%	-13%	+33%
FY2019	+25%	+71%	+46%	+9%								

### Number of International Money Transfer

Unit: Thousand



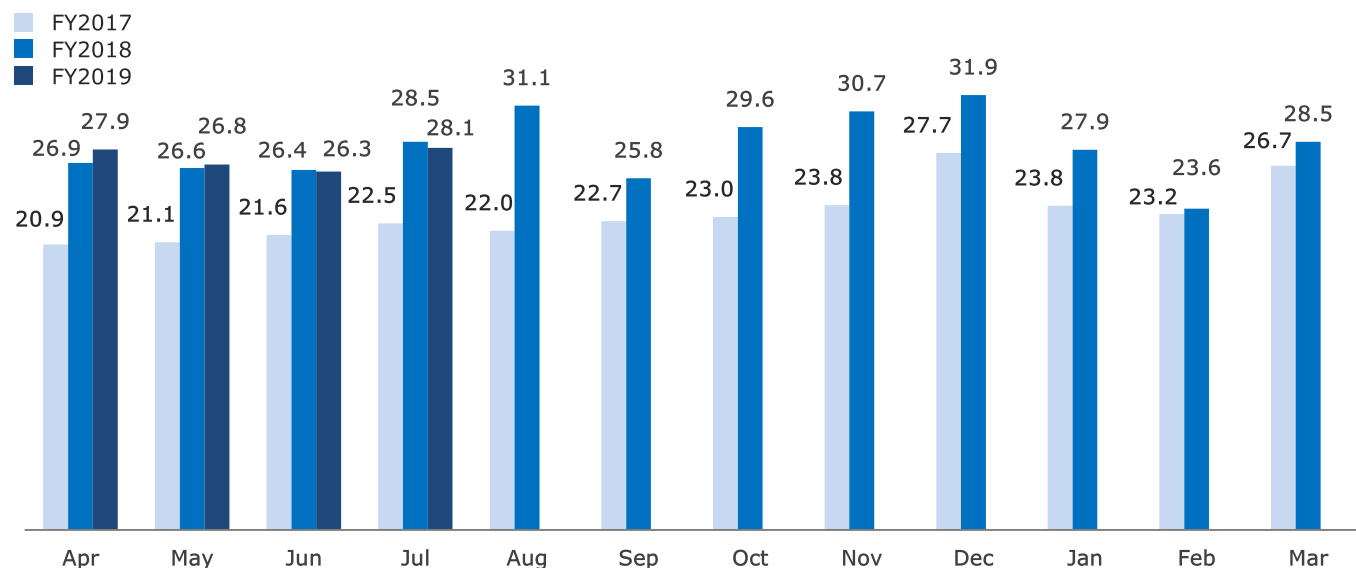
Year on Year

	Apr	May	Jun	Jul	Aug	Sep	Oct	Nov	Dec	Jan	Feb	Mar
FY2018	+29%	+26%	+21%	+23%	+10%	+18%	+22%	+7%	+26%	+22%	-7%	+21%
FY2019	+9%	+34%	+29%	+13%								

## Payment Service Business

### ● Processing Volume

Unit: JPY billion



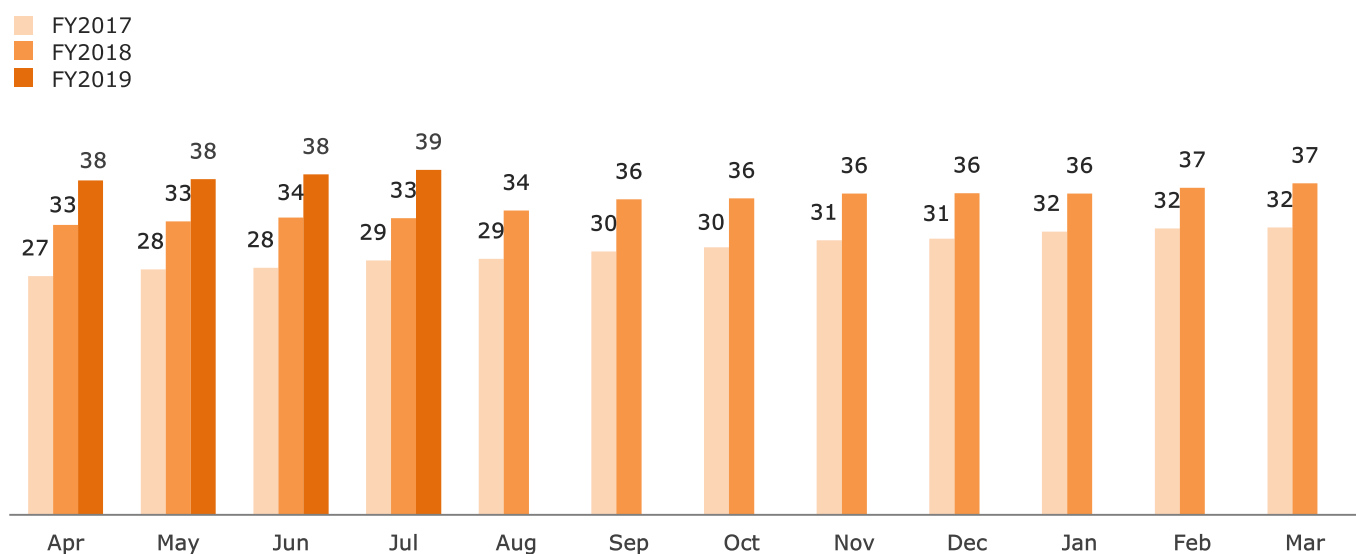
#### Year on Year

	Apr	May	Jun	Jul	Aug	Sep	Oct	Nov	Dec	Jan	Feb	Mar
FY2018	+29%	+26%	+22%	+27%	+42%	14%	+29%	+29%	+15%	+17%	+2%	+7%
FY2019	+4%	+1%	+0%	-2%								

## Corporate Support Business

### ● Cloud Product Sales for each month

Unit: JPY million



#### Year on Year

	Apr	May	Jun	Jul	Aug	Sep	Oct	Nov	Dec	Jan	Feb	Mar
FY2018	+21%	+20%	+20%	+17%	+19%	+20%	+18%	+17%	+16%	+13%	+14%	+15%
FY2019	+15%	+14%	+15%	+16%								

## IR Contacts

Tel +82-2-2038-2791 | Email [ir@sbi-finsol.co.jp](mailto:ir@sbi-finsol.co.jp) | Site <https://www.sbi-finsol.co.jp/kr/>  
 Address 17F Two IFC, 10, Gukjegeumyung-ro, Yeongdeungpo-gu, Seoul, Korea

※Financial data in this document is not audited by external auditor is prepared for investors' convenience. It may be revised during auditing process by external auditor.